

2021 Annual Report



Dear Friends,

I am excited to share Harbor Regional Center's 2021 Annual Report with you. I continue to be proud of my team in the many ways we continue to adapt how we adjust our work to the challenges presented by the recurring waves of the pandemic, and how we have been able to strengthen the way we support our clients, families, and service providers with relentless communication and just plain, tenacity.

This past year, Harbor's executive leadership team was strengthened with the addition of Heather Diaz as the Director of Community Services and Thao Mailloux as the Director of Information and Development. Both Heather and Thao bring an array of experience and wealth of knowledge that continues to propel Harbor forward in organizational and resource development. They have made positive contributions to improving service provider relations, as well as, increasing access & equity of resources, and information shared with our community.

One of the biggest endeavors we began in 2021 was reflecting on how Harbor can continue to evolve, in relation with the growth of our diverse staff and commu-





nity. We started the hard work of incorporating diversity, equity, inclusion, access, and belonging principles into how we relate to one another and do work at Harbor. Our team has participated in ongoing reflection and thoughtful discussions related to implicit bias, are learning ways to improve our understanding of culture, and how, in each of our roles, we can facilitate practices in a more culturally affirming and responsive manner.

We have been able to re-imagine and implement a system that works for individuals with developmental disabilities by responding to the needs families are sharing with us—the ability to get information in varied ways and creating space to improve communication with Harbor. Through regular Cafecitos and community forums, I have been able to hear firsthand, what individuals of under served Latino communities need. As a result, we have implemented several new service policies that will help us to better meet the needs of our community. We are looking to expand these forums to our growing communities inclusive of individuals who are Deaf/Hard of Hearing,



Korean, Cambodian, Black, LGBTQIA+, and Filipino.

The health and safety of persons served by regional centers remain a top priority. As such, Harbor has forged connections and built on our partnerships with local law enforcement entities in Torrance, Long Beach, and the Los Angeles Sheriff's Department to educate first responders and officers in the frontlines on the unique needs of individuals with developmental disabilities; and how to better address various situations in a manner consistent with dignity and respect. We will continue our outreach locally and will continue to advocate for a better system with our legislators.

Thank you for everything you do to advance the voices of those with intellectual or developmental disabilities. It is our great honor to be on this journey with you!

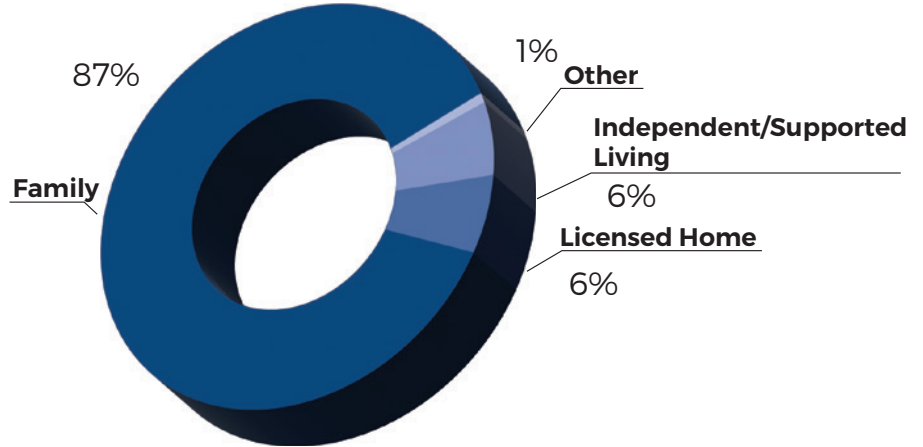


Patrick Kuyper

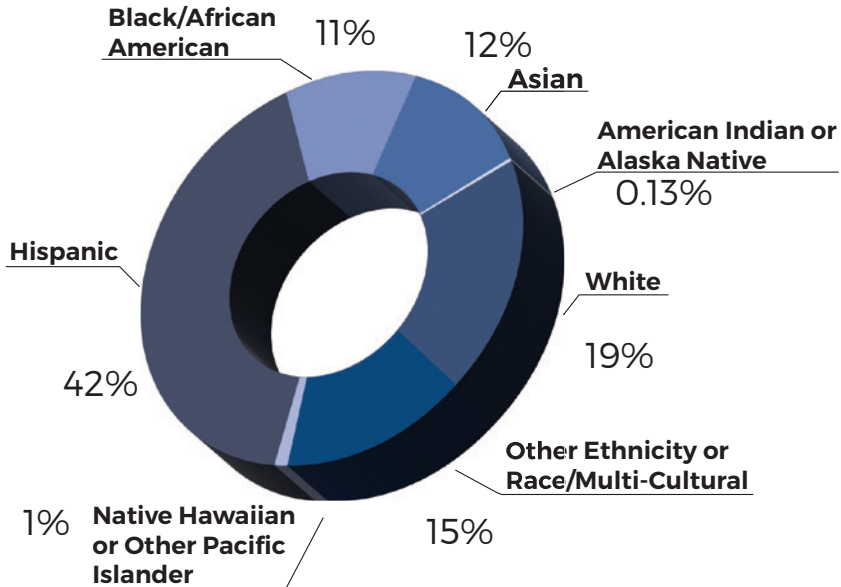


Who We Serve

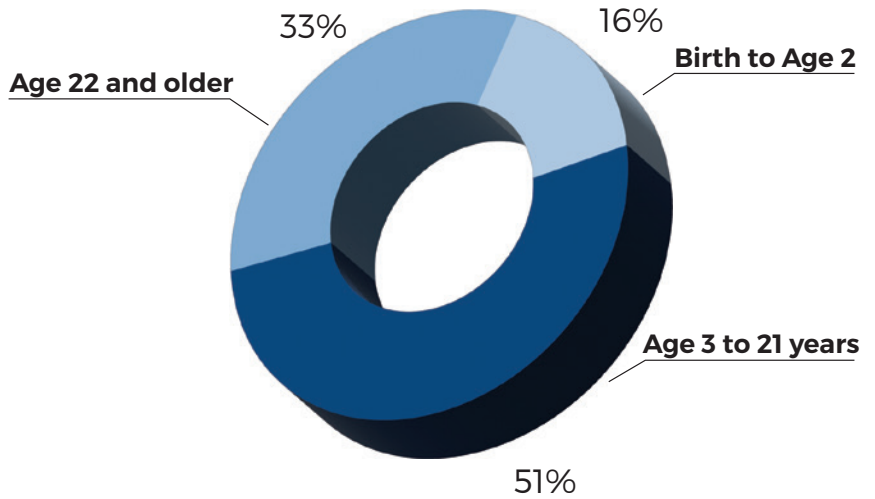
Living Arrangements



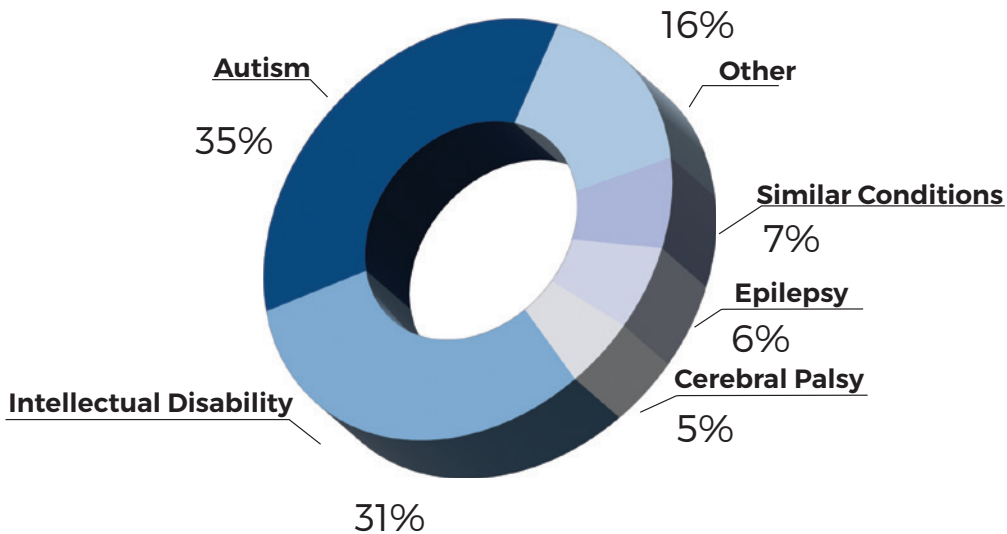
Ethnicity



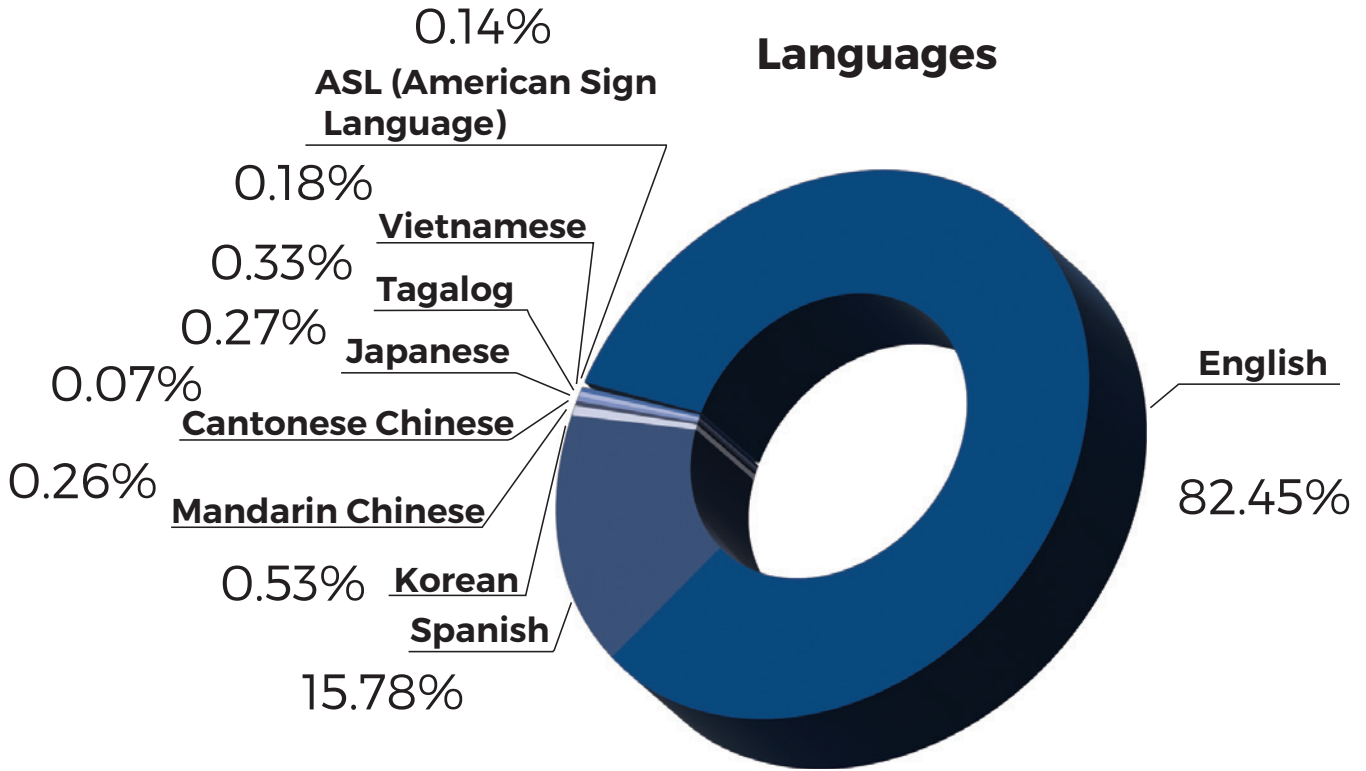
Age



Diagnosis

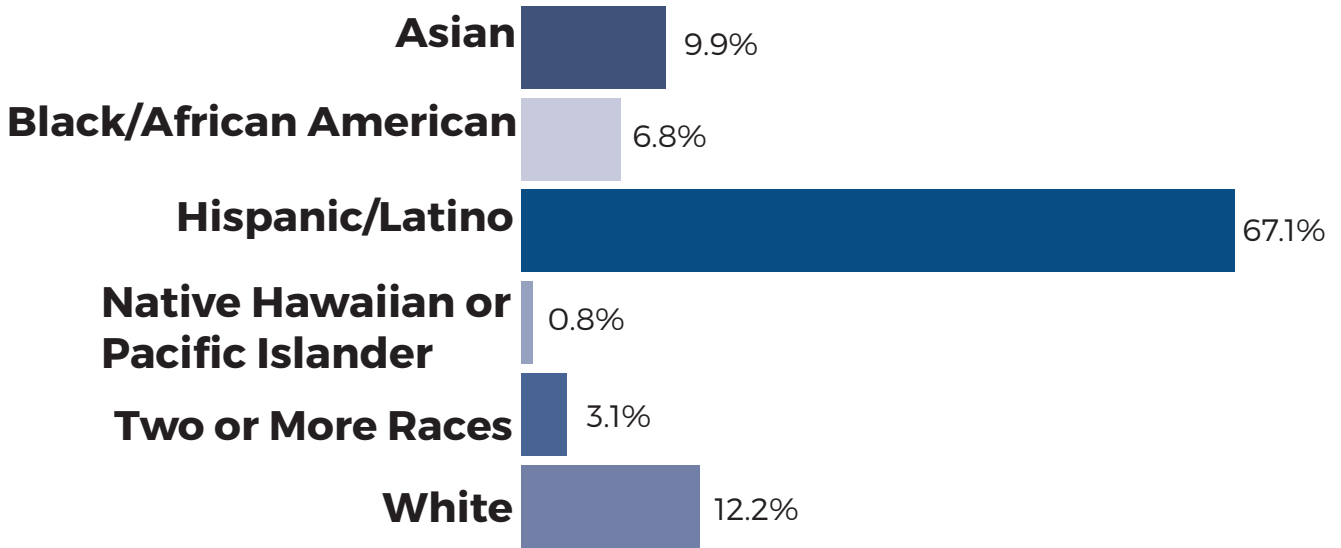


Who We Serve



Our Staff

HRC Staff Ethnicity



Statements of Financial Position

June 30,	2021	2020
ASSETS		
Cash and cash equivalents	\$ 26,709,473	\$ 17,907,077
Cash-client trust funds (Note 4)	694,905	518,640
Corporate bonds	100,342	100,939
Net receivable - State Regional Center contracts (Note 5)	561,760	5,609,482
Receivable - Intermediate Care Facility providers	1,361,647	2,248,341
Prepaid expenses	850,315	597,103
Other assets	118,784	134,570
Due from State - accrued vacation leave benefits	1,438,840	1,319,008
Due from State - deferred rent	12,989,087	12,314,229
TOTAL ASSETS	\$ 44,825,153	\$ 40,749,389
LIABILITIES AND NET ASSETS		
Liabilities		
Accounts payable	\$ 28,083,296	\$ 25,339,799
Accrued and other liabilities	1,383,812	1,036,940
Accrued vacation leave benefits	1,438,840	1,319,008
Deferred rent	12,989,087	12,314,229
Unexpended client trust funds	694,905	518,640
Total Liabilities	44,589,940	40,528,616
Net Assets		
Without donor restrictions	235,213	220,773
Total Net Assets	235,213	220,773
TOTAL LIABILITIES AND NET ASSETS	\$ 44,825,153	\$ 40,749,389

The accompanying notes are an integral part of these financial statements.



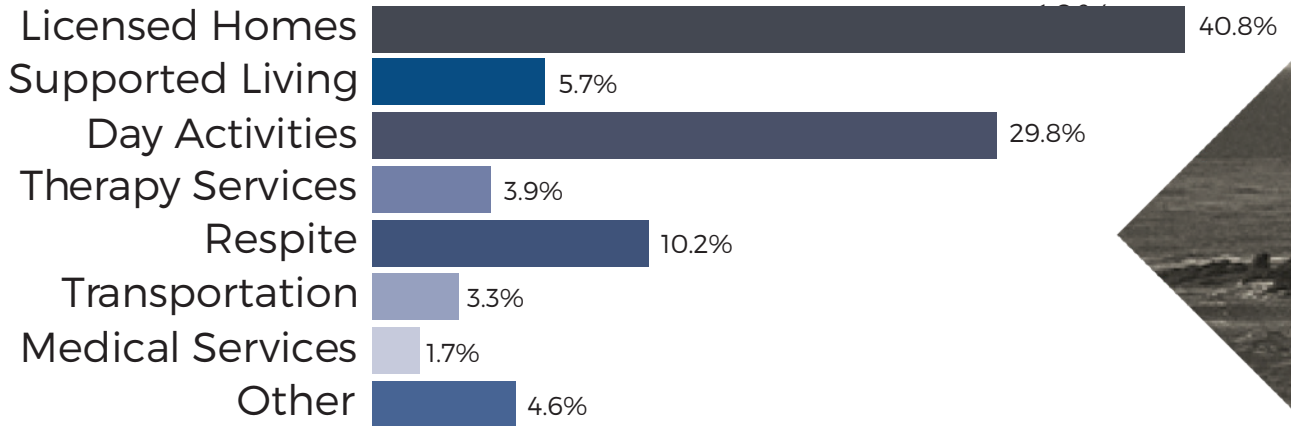


Statements of Activities

Years Ended June 30	2021	2020
SUPPORT AND REVENUE		
State Regional Center contracts	\$ 279,661,012	\$ 256,001,790
Intermediate Care Facility supplemental services income	3,007,561	3,503,042
Intermediate Care Facility administrative fee	58,987	47,598
Interest income	76,063	252,591
Donations and other income	851,590	345,029
Total Support and Revenue	283,655,213	260,150,050
EXPENSES		
Program services:		
Client services	280,814,404	257,182,815
Supporting services:		
General and administrative	2,826,369	2,932,027
Total Expenses	283,640,773	260,114,842
Changes in Net Assets Without Donor Restrictions	14,440	35,208
Net Assets - Without Donor Restrictions - Beginning of Year	220,773	185,565
Net Assets - Without Donor Restrictions - End of Year	\$ 235,213	\$ 220,773

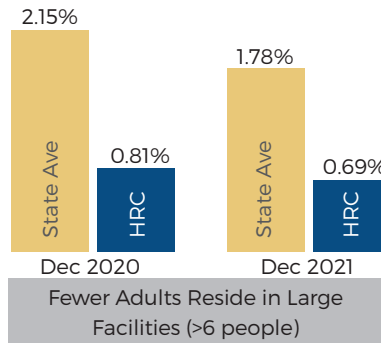
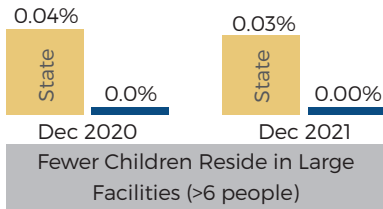
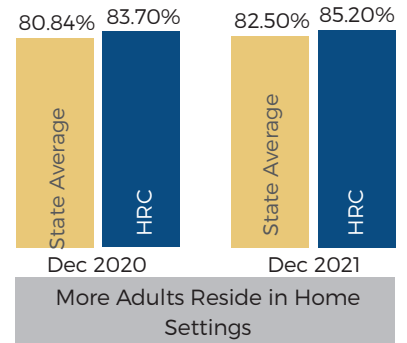
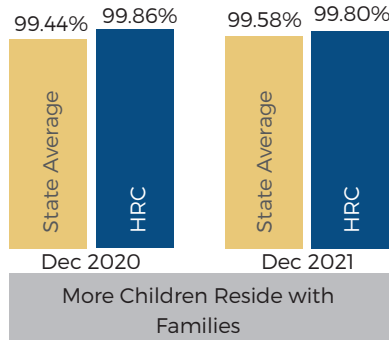
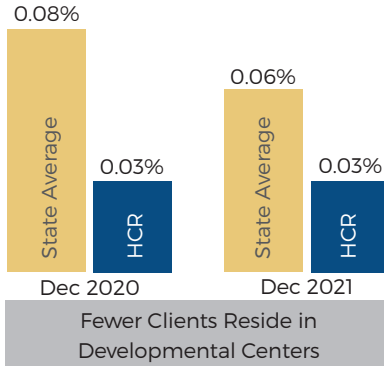
The accompanying notes are an integral part of these financial statements.

Purchase of Service





HRC's Performance Compared with the Statewide Average

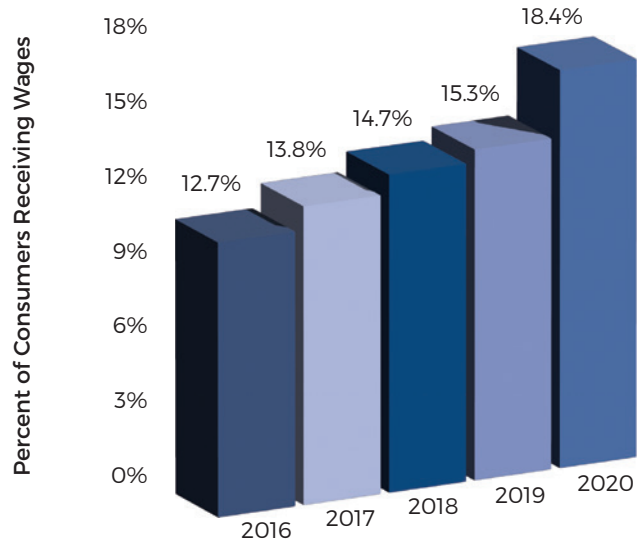




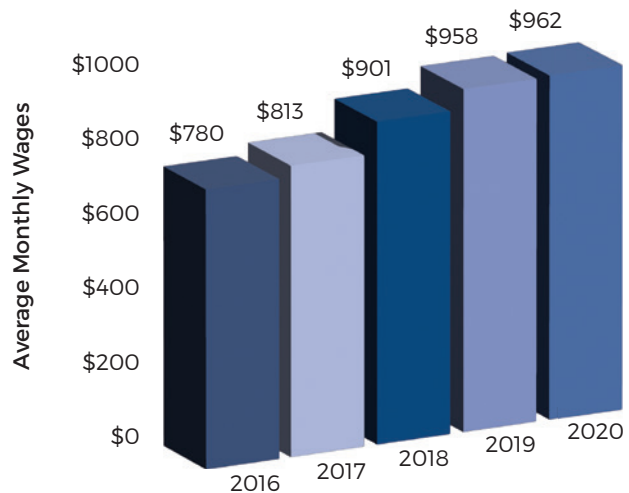


Employment

Percentage of Working Age Consumers receiving Wages in Harbor Regional Center



Average Monthly Consumer Wages in Harbor Regional Center





HARBOR
REGIONAL
CENTER