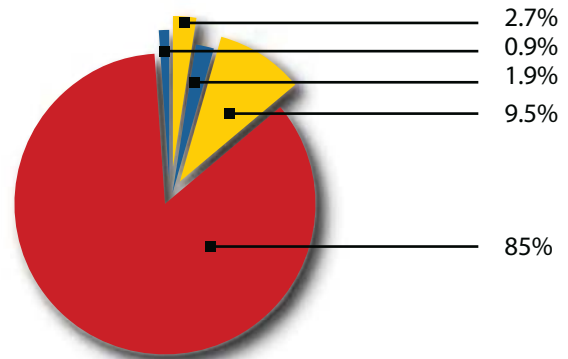


# HRC Caseload 2009

## Total Clients 10,043

Intake	2.7%
Prevention	1.9%
At-Risk Infants and Toddlers	9.5%
Active Clients in the Community*	85%
In State Developmental Centers	0.9%

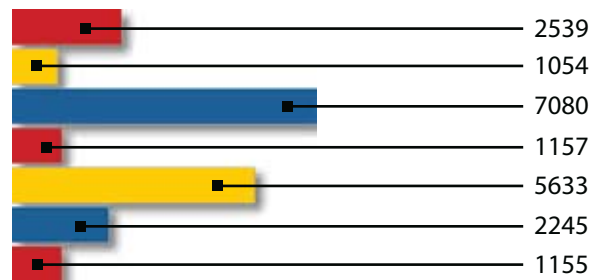
\* with a diagnosed developmental disability



## Clients by Diagnosis

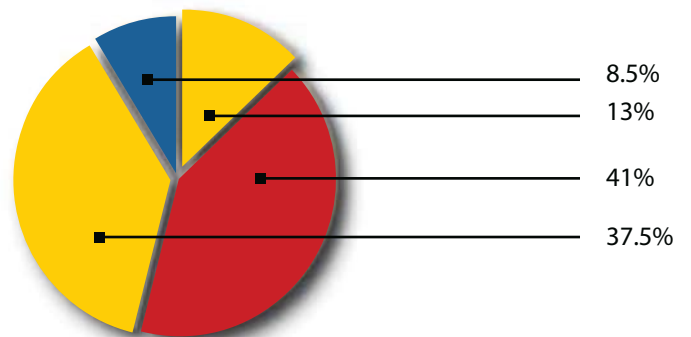
Autism	2539
Cerebral Palsy	1054
Chronic Medical Condition	7080
Epilepsy	1157
Intellectual Disability	5633
Psychiatric Disorder	2245
Other Developmental Disability*	1155

\* Individuals may have more than one diagnosis



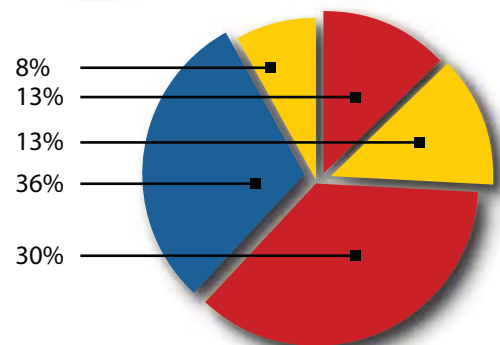
## Clients by Age

Birth to Three Years	13%
Ages 3 to 18	41%
Ages 18 to 50	37.5%
Ages 50 and over	8.5%



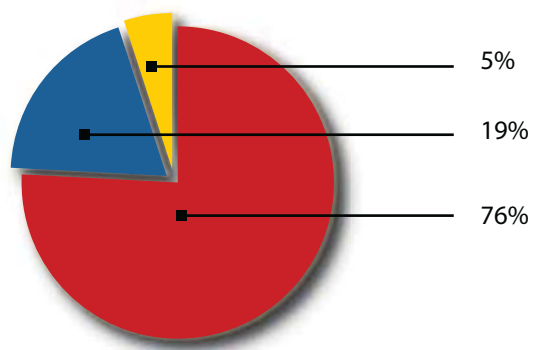
## Clients by Ethnicity

African American	13%
Asian	13%
Hispanic	36%
White	30%
All Other	8%



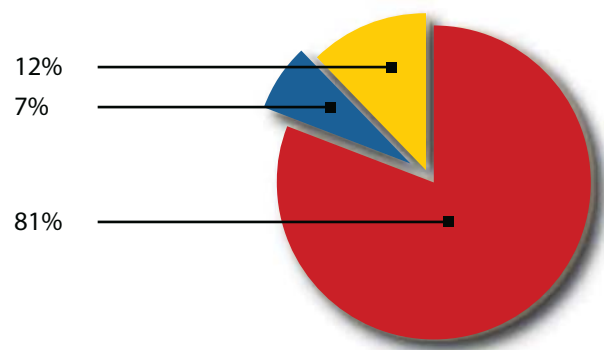
### Clients by Primary Language

English	76%
Spanish	19%
All others	5%



### Clients by Residence Type

Family	81%
Independent & Supported Living	7%
Licensed Home	12%



### Purchase of Services Expenditures

Licensed Homes	29%
Supported Living	4%
Day Activities	20%
Therapy Services	19%
Respite	5%
Transportation	7%
Medical Services	5%
Other	11%

