

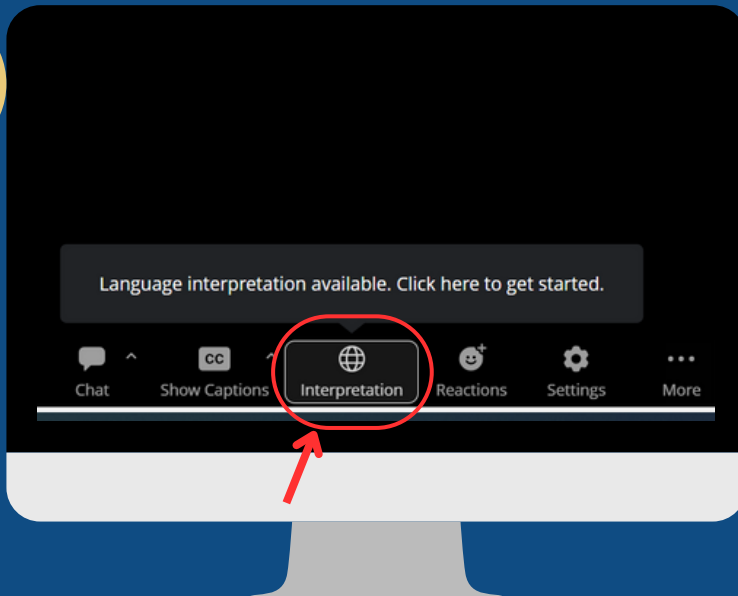
ZOOM:

PAANO MAKINIG SA PAGSASALIN NG WIKA



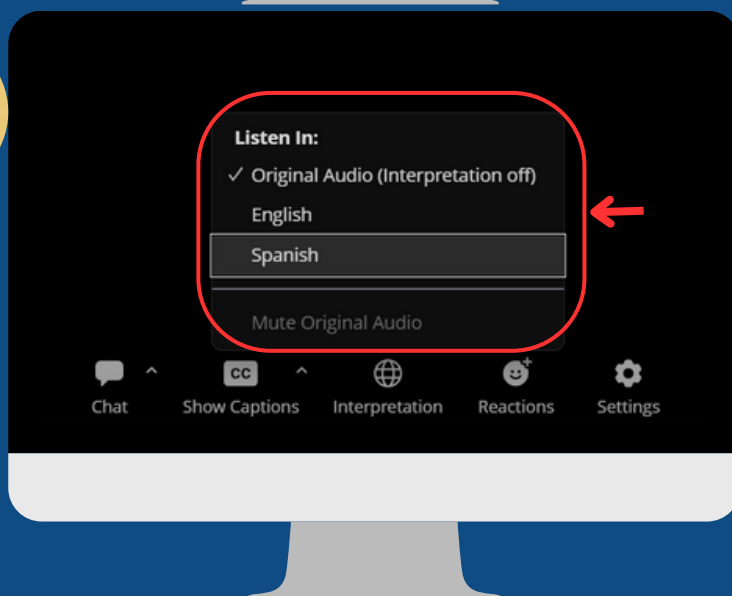
DESKTOP/WEB BROWSER

1



Sa iyong meeting/webinar controls, pindutin ang Interpretation "🌐"

2




Pindutin ang wikang gusto mong marinig

Pagpipilian

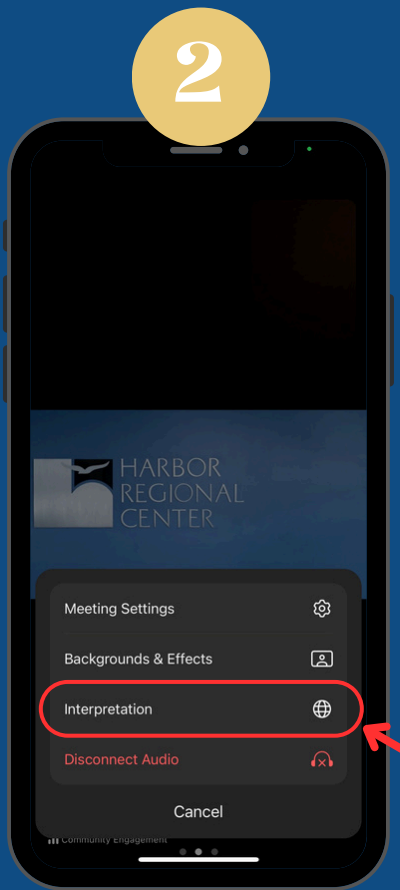
Kung gusto mong marinig ang pagsasalang wika lamang, pindutin/i-tap ang **Mute Original Audio**

ZOOM:

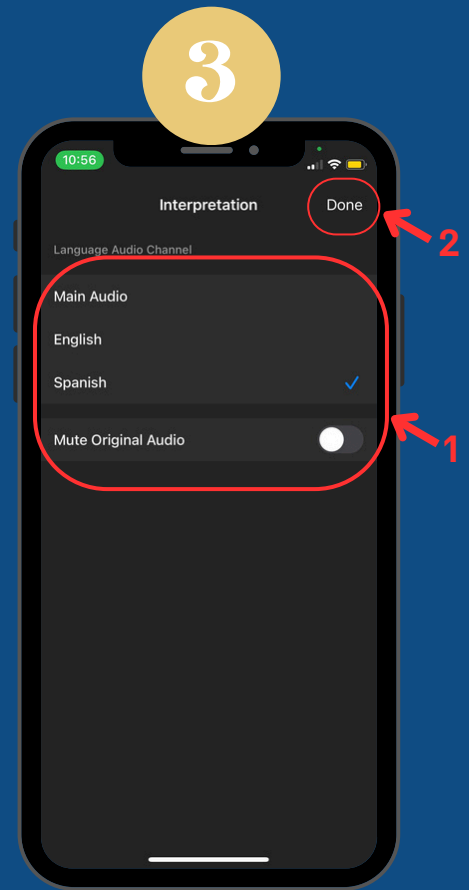
PAANO MAKINIG SA PAGSASALIN NG WIKA MOBILE



Sa iyong meeting controls, i-tap ANG ellipses ●●●



Pindutin ang **Language Interpretation**



1. Pindutin ang wikang nais mong marinig
2. Pindutin ang **Done**

PAGPIILIAN

Kung gusto mong marinig ang pagsasalang wika lamang, pindutin/i-tap ang **Mute Original Audio**