



**Harbor Regional Center**

Patricia Del Monico, Director

21231 Hawthorne Boulevard, Torrance, CA 90503

Phone: (310) 540-1711 • Fax: (310) 540-9538

E-mail: : [Patricia.DelMonico@harborrc.org](mailto:Patricia.DelMonico@harborrc.org)

[www.harborrc.org](http://www.harborrc.org)

## **Harbor Regional Center Performance Plan 2012: Year End Progress Report**

The Department of Developmental Services (DDS) has established goals for all Regional Centers in California, to continuously improve outcomes for people with developmental disabilities. These goals are listed as Public Policy Outcomes in our annual Performance Plan. Harbor Regional Center wants to improve every year, do better than the state average, and meet or exceed the statewide standard. The charts that follow show some of these key areas in which Harbor Regional Center has continued to improve outcomes for the people we serve.

In 2012, HRC helped to ensure that people live with their families or in their own homes (99.63% of children and 78.36% of adults). Those who do not live with their family or in their own home/apartment (<0.1% of children and <22% of adults) live in typical homes, in typical communities.

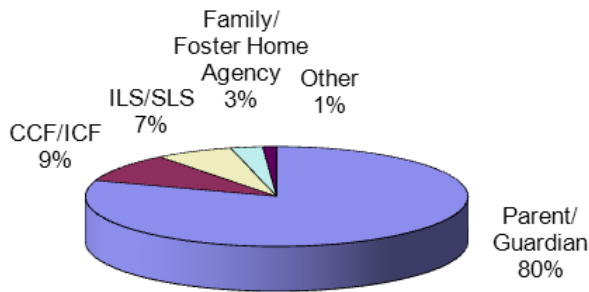
We have continued to make a concerted effort to support individuals who live in licensed homes for more than six individuals, to move to smaller, more individualized and home-like settings, by identifying and developing new resources that can meet their needs. Only 2.08% adults (and no children) currently live in homes for more than six people, such as nursing homes. Over the years we have also continued to assist clients to move into the community from institutions, and significantly decreased the number of HRC clients living in State Developmental Centers from 140 in the fall of 2005, to 59 individuals at the close of 2012 (Reduced from 1.55% to 0.54%).

HRC also continues to work with its partners in the community, including Project Search, local school districts, community colleges and service providers to increase opportunities for adults to participate in post-secondary education and work. At present more than 500 adults are employed with or without supports. The College2Career Program entered its second year supporting students at Long Beach Community College and in student housing. Adults who do not wish or are not able to work engage in meaningful, integrated and individualized day activities, and due to ongoing development, an increasing array of new adult day activity opportunities, such as therapeutic, partial work, and inclusion centers, are becoming available in different cities within our service area.

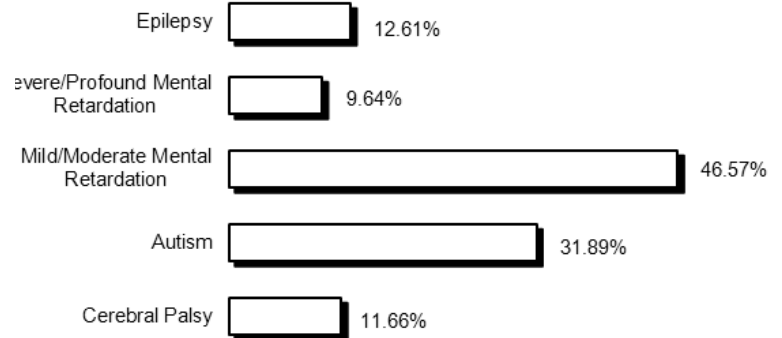
## Who uses HRC?

These charts tell you about who HRC clients are and where they live.

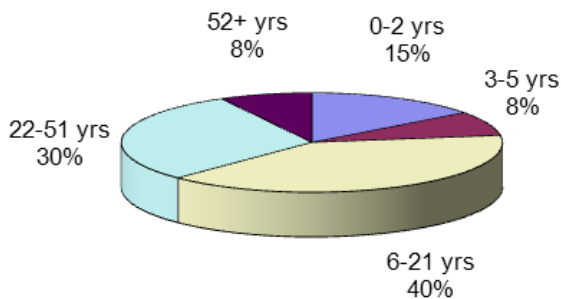
**WHERE HRC CLIENTS LIVE**



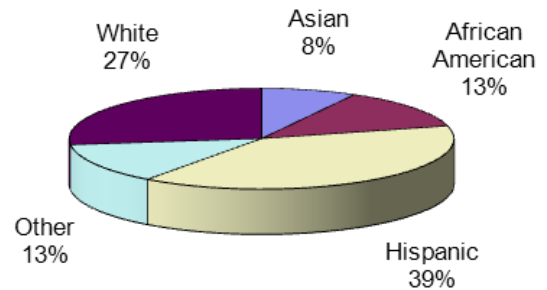
**PRIMARY DIAGNOSIS OF HRC CLIENTS**



**AGE OF HRC CLIENTS**



**ETHNICITY OF HRC CLIENTS**



## How well is HRC performing?

Regional Center Goals (based on Lanterman Act)	December 2011		December 2012	
	State Average	HRC	State Average	HRC
Less clients live in developmental centers	0.73%	0.65%	0.63%	0.54%
More children live with families	98.71%	99.60%	98.87%	99.63%
More adults live in home settings*	74.81%	77.39%	75.68%	78.36%
Less children live in large facilities (more than 6 people)	0.09%	0.00%	0.08%	0.00%
Less adults live in large facilities (more than 6 people)	3.50%	2.22%	3.31%	2.08%

The first column tells you how HRC was doing at the end of 2011

The second column shows how HRC was doing at the end of 2012

The shaded boxes show the statewide average of results for all 21 regional centers in California

\*home settings" for adults include the family's home, independent living, supported living, and Family Home Agency (FHA)

## Did HRC meet DDS standards?

Read below to see how well HRC did in meeting DDS compliance standards:

Areas Measured	Last Period	Current Period
Passes independent audit	Yes	Yes
Passes DDS audit	Yes	Yes
Audits vendors as required	Met	Met
Didn't overspend operations budget	Yes	Yes
Participates in the federal waiver	Yes	Yes
CDERs are updated as required ( <i>CDER is the Client Development Evaluation Report with information about the consumer's diagnosis</i> )	97.85%	NA*
Intake/Assessment timelines for consumers age 3 or older met	100%	100%
IPP ( <i>Individual Program Plan</i> ) requirements met	99.58%	99.58%
IFSP ( <i>Individualized Family Service Plan</i> ) requirements met	91.96%	NA**

\*Measure temporarily suspended due to implementation of new Early Start Report.

\*\*Measure temporarily suspended pending revision to measurement methodology and availability of associated data.

Harbor Regional Center continued to do very well on compliance measures, such as passing audits by DDS and independent auditors, completing required audits of HRC service providers, and managing within our allotted Operations budget. 100% of HRC intakes were completed in a timely manner, within required timelines or sooner. Requirements for Individual Program Planning (at HRC, called Individual/Family Service Plans or IFSPs) were met 99.58%.

We hope this report helps you learn more about HRC. To see the complete Performance Plan report, go to: [www.harborrc.org](http://www.harborrc.org), or contact Nancy Spiegel at **(310) 543-0658**. If you have any questions or comments, please contact us!