





years ago...
an unprecedented event, and
a remarkable beginning



2005-2006 Annual Report



High school students join in a snowball fight at an annual snow park event.



Forty years ago, a dedicated and determined group of parents, advocates and elected officials – most notably visionary California Assemblyman Frank D. Lanterman – banded together to create California’s regional center system. Their efforts began a journey that would shatter old paradigms and literally transform the lives of hundreds of thousands of people.

It was an unprecedented event, and a remarkable beginning.

Over these four decades, we have seen great successes in expanding opportunities for individuals with developmental disabilities to be part of their communities. Increasingly, children are included in classrooms and neighborhoods with their non-disabled peers. More and more adults are living on their own with support in the community and finding real jobs in typical work settings. These accomplishments have been made with support from the regional center, family members, friends, neighbors and co-workers. For people with developmental disabilities, the world is very different from that of 40 years ago when Frank Lanterman’s vision was taking shape.


But challenges remain. It is not enough for people to be in the community; they should be a genuine part of the community. For all our successes, there are still people whose opportunities are limited. We still face significant needs in areas of housing, employment, access to appropriate medical care and social inclusion.

Despite these challenges, we look back with great pride and satisfaction on forty years of progress. And we look to the future with optimism and with the expectation that opportunities for people with developmental disabilities will continue to expand, and that our vision of a society of true equality will be realized.

This year, as the regional center system enters the fifth decade of our journey, we celebrate our accomplishments. The pages that follow reflect the ever-expanding opportunities for people with developmental disabilities and their families to live full, productive and satisfying lives as active members of their communities.



Children learn alongside their typically developing classmates.





People with disabilities
have opportunities to live on their
own in the community...



...and work





...and socialize alongside their non-disabled peers.



Technology and support are available to meet increasingly complex needs. People with developmental disabilities are a part of their community.





Statement of Financial Position

ASSETS	June 30, 2006	June 30, 2005
ASSETS		
Cash and cash equivalents	\$ 7,168,476	\$ 11,187,536
Certificates of deposit	6,067,379	67,379
Cash – client trust funds	1,460,030	1,173,324
Accounts and loans receivable	75,602	53,493
Receivable from State for accrued vacation and other leave benefits	791,914	677,949
TOTAL ASSETS	\$ 15,563,401	\$ 13,159,681
LIABILITIES AND NET ASSETS		
LIABILITIES		
Accounts payable	\$ 7,827,846	\$ 7,923,563
Accrued salaries	444,460	999,329
Accrued vacation and other leave benefits	791,914	677,949
Contract advances – State of California	5,490,731	2,799,472
Unexpended client trust funds	898,171	643,235
	15,453,122	13,043,548
NET ASSETS		
Unrestricted	110,279	116,133
TOTAL LIABILITIES AND NET ASSETS	\$ 15,563,401	\$ 13,159,681



Statement of Activities

For the Year Ended	June 30, 2006	June 30, 2005
CHANGE IN UNRESTRICTED NET ASSETS		
SUPPORT AND REVENUE		
Contracts – State of California	\$ 97,000,499	\$ 94,423,765
Interest income	422,490	186,665
Donations and grants	229,628	30,348
Other income	177,686	131,778
	<u>97,830,303</u>	<u>94,772,556</u>
EXPENSES		
Program Services		
Direct client services	<u>95,538,619</u>	<u>92,582,110</u>
Supporting services		
General and administrative	<u>2,297,538</u>	<u>2,193,065</u>
Total Expenses	<u>97,836,157</u>	<u>94,775,175</u>
CHANGE IN NET ASSETS	(5,854)	(2,619)
NET ASSETS AT BEGINNING OF YEAR	<u>116,133</u>	<u>118,752</u>
NET ASSETS AT END OF YEAR	<u>\$ 110,279</u>	<u>\$ 116,133</u>

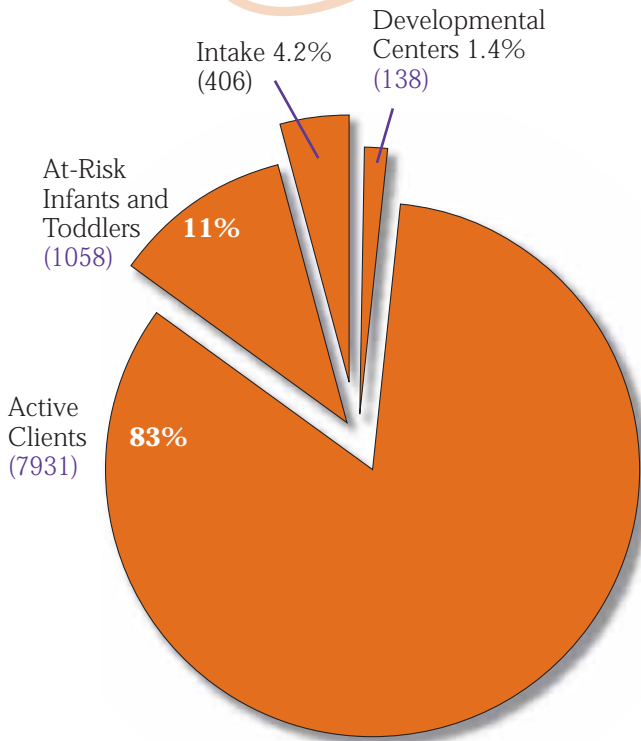
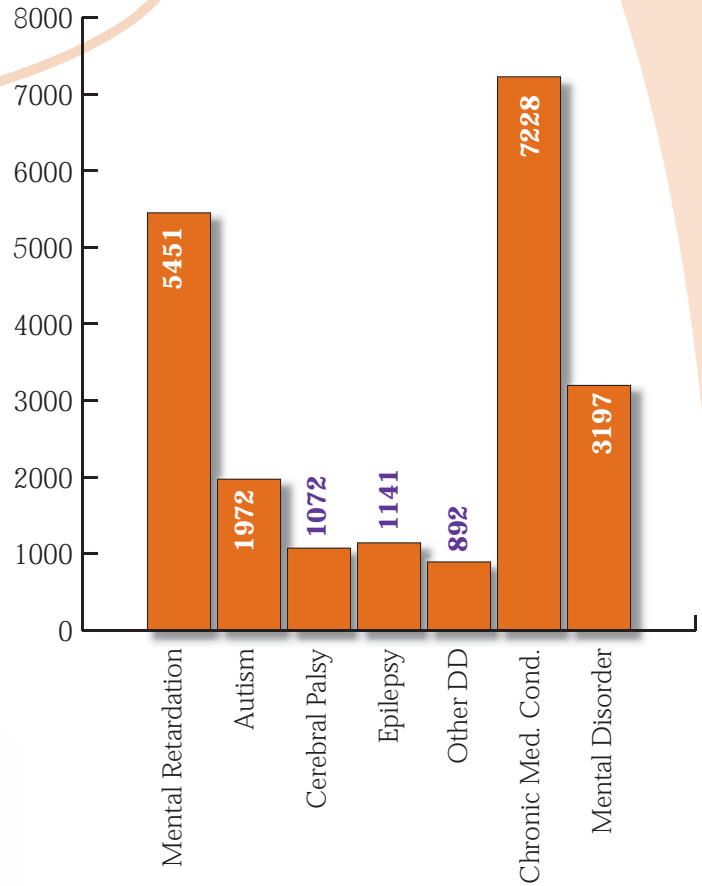
Statements

Statement of Functional Expenses

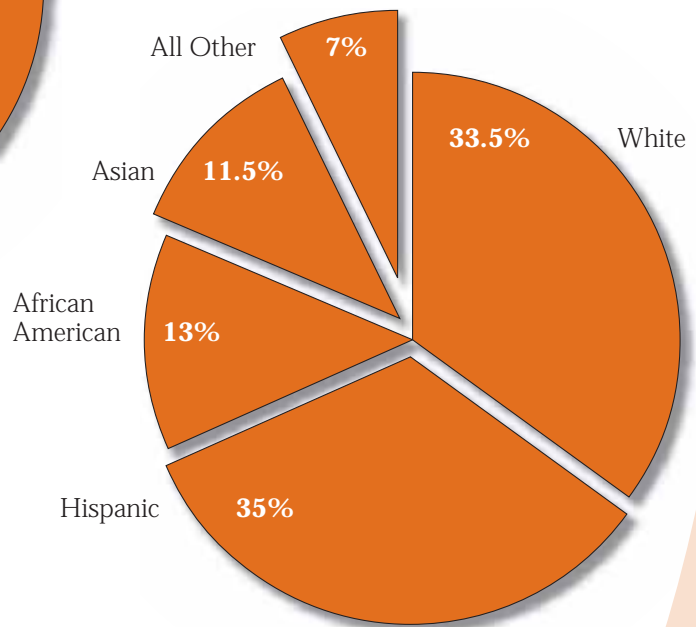
For The Year Ended June 30, 2006

	Program Services	Supporting Services	
	Direct Client Services	General and Administrative	Total Expenses
Salaries	\$ 9,127,754	\$ 1,319,611	\$ 10,447,365
Employee health and retirement benefits	2,091,860	263,058	2,354,918
Payroll taxes	134,652	18,651	153,303
Total Salaries and Related Expenses	11,354,266	1,601,320	12,955,586
Purchase of services:			
Residential Care Facilities	21,535,934		21,535,934
Day Program	19,167,719		19,167,719
Other purchased services	38,461,104		38,461,104
Communication	292,219	43,084	335,303
General office expenses	78,795	11,617	90,412
Printing	97,553	14,383	111,936
Insurance	145,518	21,454	166,972
General expenses	1,329,568	150,496	1,480,064
Facility rent	1,675,158	246,977	1,922,135
Equipment and facility maintenance	219,809	32,408	252,217
Consultant fees	672,403	89,581	761,984
ARCA dues	5,036	742	5,778
Equipment purchases	331,664	48,899	380,563
Board expenses	8,861	1,306	10,167
Staff travel	115,528	28,270	143,798
Legal fees	17,853	2,632	20,485
Accounting fees	29,631	4,369	34,000
TOTAL EXPENSES	\$ 95,538,619	\$ 2,297,538	\$ 97,836,157

CLIENTS BY DIAGNOSIS

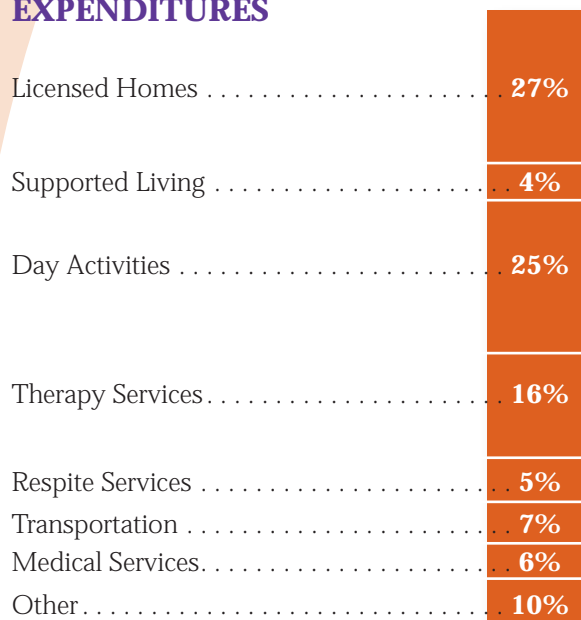


HRC CASELOAD 2006
Total clients - 9,533

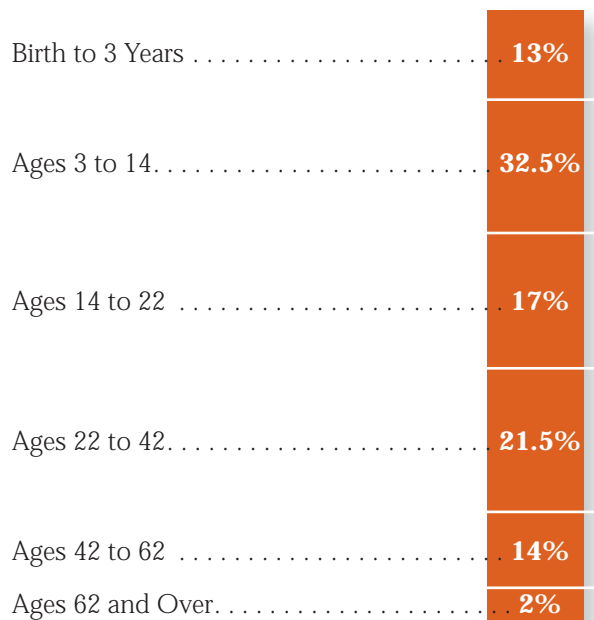


CLIENTS BY ETHNICITY

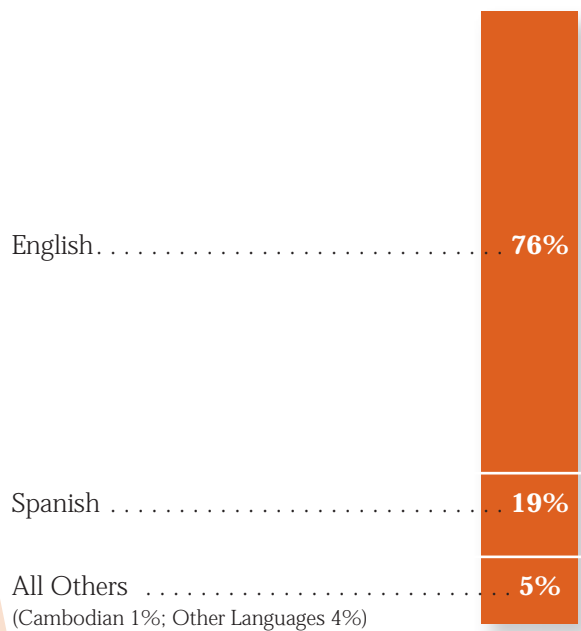
PURCHASE OF SERVICES EXPENDITURES



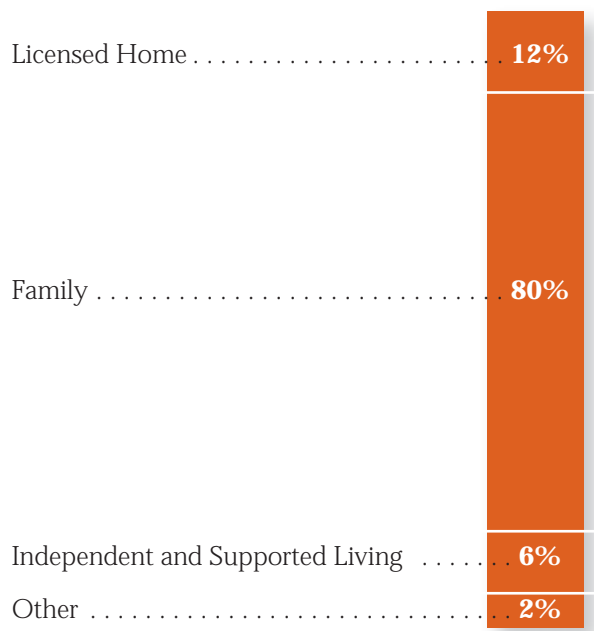
CLIENTS BY AGE GROUP



CLIENTS BY PRIMARY LANGUAGE



CLIENTS BY RESIDENCE TYPE



Board of Trustees



Mr. George Bird, *President*

Dr. Kenneth Moses, *Vice-President*

Mr. Lawrence Palochik, Jr., *Treasurer*

Mr. W. John Rea, *Secretary*

Mrs. Karen Kinnebrew, *Past President*

Mr. Mariano Sanz, *Board Advisor*

Mr. Robert Irlen, *Board Advisor*

Ms. Rhiannon Acree

Ms. Rebecca Barrios

Mr. Fu-Tien Chiou

Mr. Wesley Dale

Mr. Gary Galosic

Ms. Lisa Ogren

Mrs. Cynthia Pellerito

Dr. Roberta Rendon-Christensen

Mr. Harley Rubenstein

Patricia Del Monico, *Executive Director*



HARBOR DEVELOPMENTAL DISABILITIES FOUNDATION, INC.

21231 Hawthorne Boulevard, Torrance, CA 90503

(310) 540-1711 (888) 540-1711

www.HarborRC.org